

Name: KEY Block: _____ Date _____

The State of Louisiana

Literacy Test (This test is to be given to anyone who cannot prove a fifth grade education.)

Do what you are told to do in each statement, nothing more, nothing less. Be careful as one wrong answer denotes failure. You have 10 minutes.

1. Draw a line around the number or letter of this sentence. ↔ Squares are wrong because they have four lines it must be a circle

2. Draw a line under the last word in this line.

3. Cross out the ~~longest~~ word in this line.

4. Draw a line around the shortest word in this line.

5. Circle the first, first letter of the alphabet in this line.

6. In the space below draw three circles, one inside (engulfed by) the other.



7. Above the letter X make a small cross.



8. Draw a line through the letter below that comes earliest in the alphabet.

Z V S ~~B~~ D M K Y T P H C

9. Draw a line through the two letters below that comes last in the alphabet.

~~Z~~ V B D M K T P H S ~~X~~ C

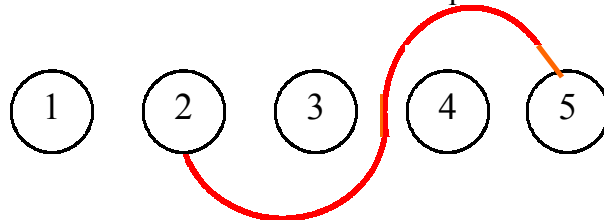
10. In the first circle below write the last letter of the first word beginning with "L"



11. Cross out the number not necessary, when making the number below one million.

1,000,000~~0000~~


12. Draw a line from circle 2 to circle 5 that will pass below circle 3 and above circle 4.



13. In the line below cross out each number that is more than 20 but less than 30.

~~25~~ 31 16 48 ~~29~~ 53 47 ~~22~~ 37 98 ~~26~~ 20

14. Write down, on the line provided, what you read in the triangle below:



Paris in the the Spring

15. In the third square below, write the second letter of the fourth word.

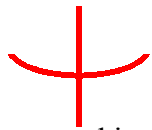


16. Write right from the left to the right as you see it spelled here.


right

Note: The answer is not "right from the left to the right as you see it spelled here" because then the same would have to hold true for question # 14

17. Divide a vertical line in two equal parts by bisecting it with a curved horizontal line that is only straight at its spot bisection of the vertical.



OR



18. Write every other word in this first line and print every third word in the same line but capitalize the fifth word that you write.

Write other in first and every word the
other this and third The

19. Draw five circles that have one common inter-locking part.

